



ARVO-EGYPT
Egypt Association for Research in Vision and Ophthalmology



WRDC
WATANY RESEARCH AND DEVELOPMENT CENTER

Watany Research & Development Center (WRDC)

**14th WATANY
OPHTHALMOLOGY SUMMIT
WOS 2024**

**10-11
OCTOBER
2024**



Scientific
PROGRAM

Conference website:
alwatany-conferences.com

Hospital website:
watanyeyehospitals.com



AcrySof IQ Vivity® IOL

Simplifying Presbyopia Correction¹⁻⁹

The **First and Only** presbyopia-correcting IOL
with wavefront-shaping technology
and a **clinically proven exceptionally**
low rate of visual disturbances¹⁻⁴

Alcon

References: 1. AcrySof® IQ Vivity® Extended Vision IOL Directions for Use. 2. Alcon Data on File, US Patent 9,974,822 B1, May 10, 2018. 3. Alcon Data on File, TDOC-11-00016, Apr 11-18. 4. Alcon Data on File, TDOC-11-00017, Jul 11-18. 5. Alcon Data on File, TDOC-11-01714, 11-2018. 6. Jorgensen E, et al. ACRYSOFT IQ VIVITY: Natural vision at a range of distances provided by a novel optical technology. Cataract & Refractive Surgery Today, April 11-20. // 7. Alcon Data on file, A-11-11-REP-11714, Optical Evaluations of Alcon Vivity®, Symfony®, Zeiss® AT LARA® AT LISA IOLs, Feb 11-20. 8. Lawless M. Insight news. "An IOL to change the cataract surgery paradigm?" available at "<https://www.insightnews.com.au/an-iol-to-change-the-ataract-surgery-paradigm/>". Accessed Date 11-11-18. 9. Bas K, Ahmed, et al. The Vivity Extended Depth of Focus IOL: Our Clinical Experience. Cataract & Refractive Surgery Today, February 11-17.

Please refer to product direction for use for complete list of indications, contraindications and warnings.



AcrySof IQ Vivity® | Extended Vision IOL
Toric Extended Vision IOL

Welcome

It is my great pleasure to welcome you to the 2024 edition of the Watany Ophthalmology Summit (WOS), one of the premier ophthalmology conferences in Egypt and the region.

This year, we will delve into various aspects of ophthalmic practice, with special highlights on advanced and challenging cataract surgery.

Honored to have Insights on this from the renowned Cataract Coach, Dr. Uday Devgan.

We will also feature a comprehensive full-day course on retinal imaging and explore the significance of genetics in modern ophthalmology.

Additionally, we will emphasize the crucial role of accreditation in medical practice by discussing the importance of GAHAR accreditation.

As a new addition this year pharmacological aspects of daily ophthalmic management will be emphasized in collaboration with Pharmaceutical and Healthcare Sciences (PHS).

Our popular sessions from previous years are making the usual comeback: The best of WEH Grand Rounds, The Young Ophthalmologist by Young Ophthalmologists, and the Alexandria Ophthalmology Summit (AOS).

Finally, I would like to extend my gratitude to the WEH team for organizing this event, our distinguished invited speakers, and our sponsors for their support. I hope WOS2024 will be an enjoyable and enriching educational experience for everyone.

Enjoy WOS2024!



*Chairman of Watany Eye Hospital
Dr. Fathy Fawzy Morkos.
FRCOphth. FRCS (Glasg.)*

Fathy Fawzy



About

WATANY EYE HOSPITAL (WEH)

Built on 2,336 m2 on the outskirts of Cairo and at the joint route between the city and its newest suburbs, our new premises boasts 10 operation theatres, femtosecond laser machines in 2 refractive suites, 16 fully equipped examination rooms and full investigative tools in a state-of-the-art eight-storey building

Since its establishment in 2001 by Prof Riad Fikry, Prof Fathy Fawzy and Prof Abdallah Hassouna, Al Watany Eye Hospital has taken solid steps into establishing itself as one of the most trusted medical service providers in ophthalmology. In our dedication to excellence, we have successfully stepped into today's high-tech culture by establishing paperless operating system.

Our homegrown electronic health records system encompasses outflow control across the hospital facilities and financial services as it integrates with clinical and affiliate remote service centers.

With two hospitals in Cairo and one center in Aswan, we established a comprehensive ophthalmology health care system.



MESSAGE OF THE HOSPITAL

We provide one of the most distinct specialized high quality medical service in Ophthalmology. Additionally, Research services and training programs for young ophthalmologists and staff are being applied to improve the quality of the provided service.

VISION OF THE HOSPITAL

We goal for being one of the leaders in the scientific research and providing talented young ophthalmologists respecting the ethics of the profession to serve our country and anyone in need.

VALUES OF THE HOSPITAL

- Harnessing all human and technical resources for serving patients.
- Achieving the optimum level of medical service and having distinct performance.
- Being honest with our patient regarding his/her health status.
- Creating a spirit of co-operation and affiliation amid patients, employees and doctors.

SCIENTIFIC COMMITTEE:

Alphabetically ordered

Abdallah Hassouna

Ahmed Assaf

Ashraf Armia

Ashraf Fayeze

Azza Shehab

Caroline Atef

Faris Isaac

Fathy Fawzy

Heba Fouad

Mervat Kassem

Mohamed Abd El Hafez

Mohamed El Bahrawy

Mohamed El Kateb

Nader Fawzy

Noha Fawky

Noha Mohsen

Ramy Hassouna

Ramy Riad

Rania Estawro

Rasha Abbas

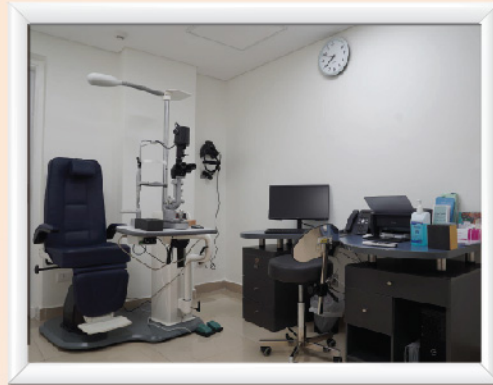
Samar Sherif

Sherine Samir

Terese Kamal

Yasmine El Sayed

WATANY EYE HOSPITAL HURGHADA BRANCH



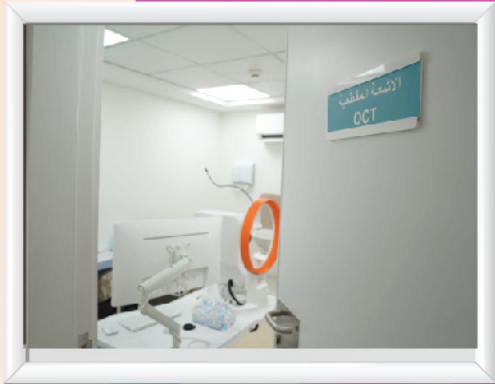
The experts team of the WEH, provides their consultations to their patients, through 6 fully equipped clinics.



The Watany Eye Hospital, Hurghada Branch, was launched on 6/6/2023, as the latest addition to the chain of the Watany Eye Hospitals. A state of the art comprehensive ophthalmic facility, serving patients in the Red Sea and Upper Egypt regions, through the highest world-class standards.



The laser treatments unit is equipped with machines needed to deliver proper management of a wide range of anterior and posterior conditions.

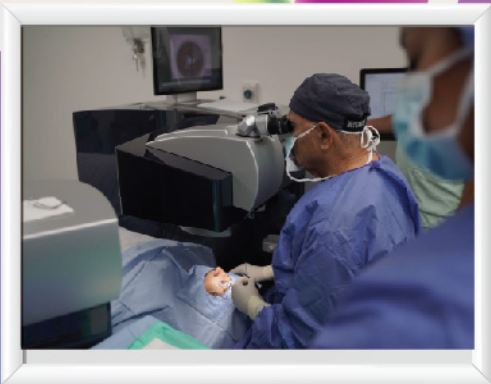


The comprehensive investigative unit provides clinicians with the data needed to reach accurate diagnosis for their cases, through the following investigations:

- OCT
- FFA
- Biometry
- Pentacam
- U/S
- Visual Field



The surgical unit features 4 operating rooms, with the most recent microscopes and surgical machines, ensuring safer surgical management for cases in all ophthalmic subspecialties, under the highest measures of infection and quality control.



The first femtosecond laser vision correction refractive suite in the area of the Red Sea, is considered a major improvement to the refractive surgery practice in the region.



مستشفيات الوطنى للعيون
WATANY EYE HOSPITALS

International **GUEST SPEAKERS** ALPHABETICALLY ORDERED



Dr. Nabil Ragaie
MBBCh, MD, PhD



Dr. Sri Ganesh
MBBS, MS, DNB, DSC(Hon),
FRCS(Glasg), FWCRS



Dr. Stela Vujosevic
MD, Phd, FARVO, FEBO



Dr. Uday Devgan
MD, FACS, FRCS

For Healthcare Professionals Only



VEGF-A¹



ANG-2¹

Where Two Worlds Meet

Shift the paradigm in nAMD and DME with dual pathway inhibition¹

VEGF-A: Vascular endothelial growth factor A, ANG-2: Angiopoietin-2, nAMD: neovascular (wet) age-related macular degeneration, DME: Diabetic macular oedema.

Reference:

1. Vabysmo 120 mg/ml Egyptian Drug Authority (EDA) approved insert leaflet/Approval date: 30/08/2023.

† This medicinal product is subject to additional monitoring. This will allow quick identification of new safety information. Healthcare professionals are asked to report any suspected adverse reactions. These should be reported to the Roche affiliate or responsible national health authority in your country (see local product information).

Indications/Uses

Treatment of neovascular (wet) age-related macular degeneration (nAMD).
Treatment of diabetic macular edema (DME).

Contraindications

Vabysmo is contraindicated in patients with ocular or periorbital infections.
Vabysmo is contraindicated in patients with active intraocular inflammation.
Vabysmo is contraindicated in patients with known hypersensitivity to faricimab or any of the excipients.
Hypersensitivity reactions may manifest as rash, pruritus, urticaria, erythema, or severe intraocular inflammation.

Roche Egypt

Cairo Festival City Plot # 146/1, Building A2, 4th floor 11835 New Cairo Egypt
8966-2322 (02) 24 - 8965-2322 (02) 24

- Always read the full prescribing information.

- Healthcare professionals are asked to report any suspected adverse reactions to Egyptian Pharmacovigilance Centre e-mail: pv.followup@edaegypt.gov.eg or Egyptian Drug Authority (EDA) website: <https://www.edaegypt.gov.eg> or (EPVCI) hotline 153011.

- Vabysmo 120 mg/ml Egyptian Drug Authority (EDA) approved leaflet/ Approval date: 30/08/2023.

- In case of any adverse event or product complaint occurring with Roche product please forward details to: egypt.drug.safety@roche.com, Fax: 23228866 (02)24+ or leave a voice mail at 01089990337 202+ & 52/23228855 (02) 24+. For medical information, please send an email to: egypt.medical-information@roche.com*

* For further information: La Roche-Fléty SA 000007274. Date of preparation: May 2024



BF0181B002024750
2022/100/26

Adverse events should also be reported to Roche Egypt. Please contact Roche Drug Safety Centre by emailing egypt.drug.safety@roche.com or calling Fax:23228866 (02) 24+ or leave a voice mail at 01069990337 202+ & 52/23228855 (02) 24+. For medical information, please send an email to: egypt.medical-information@roche.com.

MEG...114...™

Companies ACKNOWLEDGEMENT

Alcon



جمجوم فارما
Jamjoom Pharma

Johnson & Johnson
MedTech



BAUSCH+LOMB

iCARE
MEDICAL

BAUSCH+LOMB

See better. Live better.



Orchidia
Pharmaceutical Inc.

Excellence in Quality

abbvie



EVA PHARMA
SECURING YOUR HEALTH

Globe
MedEx

GMA
General Medical Group
OPHTHALMICS

GLOBAL
PHARMACEUTICAL
GROUP

PAXAL
pharmaceutical
Innovative Patients' Care

biotech

access to innovation

rameda
Ophthalmic Care

EIFICO **Eipico**
Ophthalmics

Speakers INSTRUCTIONS

CONGRESS HALLS WILL BE EQUIPPED WITH:

Two Laptops: One Apple Mac & one PC with Microsoft Windows 11 and Microsoft Office 2019.
Internet access will NOT be available inside the meeting rooms.

TO ENSURE THAT THE MEETING PROGRESSES SMOOTHLY, PLEASE STICK TO THE FOLLOWING INSTRUCTIONS:

- All presentations should be recorded on a USB flash memory (Preferred).
- Please save presentations in PowerPoint 2007 or later format for PC & Keynote for Apple.
- Upload your presentation early to the Audiovisual Center (RM Events) as we will load the presentations to the hard drive of our systems before the sessions by one hour.
- No personal laptops are permitted for presentations.
- In case you have problems with your presentation(s), please do not hesitate to contact the IT support team (RM Events).



Powered by
RM EVENTS

Computerized
Count-Down
TIMER
Will monitor speakers' time

12:55  → 00:55 

So make sure to present during the given time,
as **NO EXTRA TIME IS ALLOWED**



Microsoft

SLIDO INSTRUCTIONS

HOW TO USE SLIDO?



SCAN QR

Or

- GO TO SLIDO.COM
- ENTER THE MEETING CODE:
#WOS2024
- CHOOSE THE RIGHT ANSWER
- SEND YOUR CHOICE

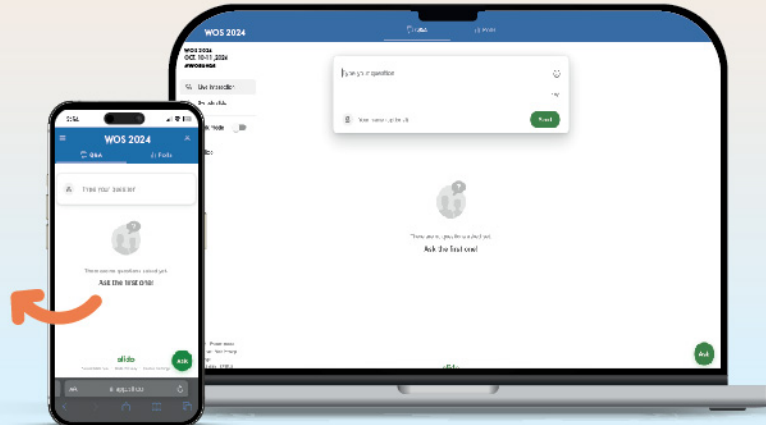
- QUESTION 1

- QUESTION 2


- QUESTION 3

- QUESTION 4

- QUESTION 5



The Optimum Solution for Ocular disorders ..



جمجوم فارما
Jamjoom Pharma



Get the best of both worlds.
Focus near through far;
Clarity day and night.

TECNIS
Synergy™ IOL

Johnson & Johnson
MedTech

Continuous Vision Across the Range

Superior Low-light Contrast

Breakthrough Innovation

Reduced Visual Symptoms

References

Freshness is just a blink away

Eye drops That moisturise



BAUSCH + LOMB

See better. Live better.

Altra
Vision

At a Glance

Thursday

10 OCTOBER 2024



Podium A
Main Hall

Podium B
Main Hall

09:00	Young Ophthalmologists by Young Ophthalmologist : YOYO Part 1 Career in Focus : Plan B	Neuro-Ophthalmology
10:00	WEH Rising Stars: My Most Challenging Situation	Pediatric Ophthalmology for General Ophthalmologists
11:00	Mystery Retina	Dead End! What's Next?
12:00	Coffee Break	
12:30	WOS 2024 Opening - Fathy Fawzy	
	Keynote Lecture: DME: Current Concepts on Imaging Biomarkers for Personalized Management - Stela Vujosevic	
13:00	EVA Pharma Symposium	Ocular Surface Disorders and Dry Eye Syndrome (Sponsored by Orchidia)
13:15	Retinal Detachment in the Era of Phaco-refractive Surgeries (Video Based Session)	
14:00		Enhancing Dry Eye Care with Blink: The Role of Blink in DE Management - Abdallah Hassouna
14:30	Roche Lunch Symposium	Jamjoom Lunch Symposium "Rising Stars Competition"
15:30	When the Lens is the Answer	Oculoplasty
16:30	Dr. Riad Fikry Memorial Lecture Phacoemulsification in Co-Morbid Cornea - Ahmed El Massry	
17:00	Cataract Coach Live: See the Challenge with the Surgeon's Eye and Live the Critical Moment (Video Based Session)	

Podium A

Main Hall

Session 09:00 - 10:00
1 Young Ophthalmologists by Young Ophthalmologist:
YOYO Part 1 Career in Focus: Plan B

Moderator: Mohamed El Bahrawy

Panelist: Fathy Fawzy

Nader Fathy Fawzy
Germany

Fouad El Sayyad
USA

Mohamed Gamal
UK

Islam Hamdi
Saudia Arabia

Michael Sami
Egypt



Podium B

Main Hall

Session 09:00 - 10:00
2 Neuro-Ophthalmology

Moderator: Ahmad Nassef

- 09:00 How to approach a case of optic disc swelling
Ahmad Nassef
- 09:15 Discussion
- 09:20 Is every optic disc swelling papilledema?
Shereen Samir
- 09:35 Discussion
- 09:40 The non classical abducent palsy
Noha Mohsen
- 09:55 Discussion

Podium A

Main Hall

Session 10:00 - 11:00
3 WEH Rising Stars: My Most Challenging Situation

Moderator: Nader Fathy Fawzy

Panelists: Ahmed El-Sawy, Hatem Ammar, Mohamed Kabeel

- | | |
|-------|--|
| 10:00 | PRP, is it always the right choice?
Ahmed Osama |
| 10:10 | Do not Panic!
Mohamed Lakkany |
| 10:20 | A small but powerful transplant heals a burnt cornea
Faris Ishak |
| 10:30 | Argentinian flag! Yet we can continue
Fady Yehia |
| 10:40 | Turning left overs into treasure
Omar Magdy |
| 10:50 | IOL bag complex fixation
Mina Ramzy |

Podium B

Main Hall

Session 10:00 - 11:00
4 Pediatric Ophthalmology for General Ophthalmologists

Moderator: Heba Fouad

- | | |
|-------|---|
| 10:00 | Benign 6th n palsy in children
Hala El-Hilali |
| 10:10 | When to prescribe glasses for a child?
Yasser Emam |
| 10:20 | This is not amblyopia
Amr Elkamshoushy |
| 10:30 | Pitfalls in management of accommodative esotropia
Sameh Galal |
| 10:40 | Life threatening strabismus
Heba Metwally |
| 10:50 | Guidelines for management of amblyopia
Heba Fouad |

Podium A

Main Hall

Session 11:00 - 12:00
5 **Mystery Retina**

Moderator: Rania Estawro

- 11:00 Smashing
Hagar Khalid
- 11:08 Stepping on the cracks
Rania Estawro
- 11:16 Not always AMD
Stela Vujosevic
- 11:24 Glimmers through the smog
Terese Kamal
- 11:32 A race against time
Alaa Fayed
- 11:40 Out of the blue
Randa Hesham
- 11:48 Accidental discovery during neurological consultation
Mariam Al Feky
- 11:56 Discussion



12:00 - 12:30
Coffee Break

The New Wheel of Marketing, Spin it!
Effective Marketing for Doctors
Dina Halawa

Podium B

Main Hall

Session 11:00 - 12:00
6 **Dead End! What's Next?**

Moderator: Nader Fathy Fawzy

Panelists: Michael Sami, Mohamed Gamal, Mohamed Kabeel,
Sherief Hosny, Tamer El Raggal, Tarek Katamish

- 11:00 Damaged DMEK graft, worst case scenario
Tarek Katamish
- 11:10 Accidental IOL subluxation and iris prolapse
Mohamed Kabeel
- 11:20 Yamani IOL with keratoplasty
Sherief Hosny
- 11:30 An unusual infection
Mohamed Gamal
- 11:40 Terrifying trephine
Michael Sami
- 11:50 The ultimate nightmare
Nader Fathy Fawzy



12:00 - 12:30
Coffee Break

The New Wheel of Marketing, Spin it!
Effective Marketing for Doctors
Dina Halawa

Opening 12:30 - 13:00
1 Opening Ceremony

Both Podiums

Welcome to WOS2024
Fathy Fawzy

Keynote lecture: DME: current concepts on imaging
biomarkers for personalized management
Stela Vujosevic

14th WATANY
OPHTHALMOLOGY SUMMIT

WOS 2024



Opening
CEREMONY

Podium A

Main Hall

Session 7 13:00 - 13:15
EVA Pharma Symposium

Moderator: Ramy Riad
Speakers: Faris Ishak, Michael Sami



Session 9 13:15 - 14:30
Retinal Detachment in the Era of Phaco-refractive Surgeries (Video Based Session)

Moderator: Rami Hassouna
Panelists: Ahmed El-Sawy, Maged Mikhael, Mohamed Moghazy Mostafa Nabih, Sherif Embabi
Speakers: Mohamed Moghazy, Mostafa Nabih, Rami Hassouna, Sherif Embabi

Podium B

Main Hall

Session 8 13:00 - 14:00
Ocular Surface Disorders and Dry Eye Syndrome (Sponsored by Orchidia)

Moderator: Faris Ishak



- 13:00 MGD; aetiology, pathophysiology and broad lines of management
Osama Shalaby
- 13:12 What's next?
Hams Samy
- 13:24 Utilization of amniotic membrane in corneal ulcers
Michael Sami
- 13:36 Utilization of stem cell transplantation in chemical ocular burns
Faris Ishak
- 13:48 Filamentary keratitis and autoimmune dry eye
Faris Ishak

Session 10 14:00 - 14:30
Enhancing Dry Eye Care with Blink: The Role of Blink in DE Management

Speaker: Abdallah Hassouna



Podium A

Main Hall

Session 11 14:30 - 15:30
Roche Lunch Symposium
“Changing the DME Gameplan with Faricimab”

Moderator: Mohamed Moghazy

Panelist: Sherif Embabi

Speakers: Maged Mikhael, Rania Estawro, Stela Vujosevic



Session 13 15:30 - 16:30
When the Lens is the Answer

Moderator: Ramy Riad

- 15:30 Unlocking clarity using EDOFs
Ramy Riad
- 15:40 Custom lens implantation for nanophthalmos
Sri Ganesh
- 15:50 Pupil size and EDOF IOLs
Uday Devgan
- 16:00 The role of differactive continuous depth of focus IOLs
Yehia Salah
- 16:10 The story of exchange of monofocal with trifocal IOL
Ahmed El Massry
- 16:20 Toric lenses are the only solution
Mohamed Anis

Podium B

Main Hall

Session 12 14:30 - 15:30
Jamjoom Lunch Symposium
“Rising Stars Competition”

Judges: Abdallah Hassouna, Alaa El Zawawi
 Fathy Fawzy



Session 14 15:30 - 16:30
Oculoplasty

Moderator: Ramez Shoukry

- 15:30 Role of surgery in optic nerve glioma
Abdallah Elhousseiny
- 15:50 Contracted socket reconstruction
Rania Nasser
- 16:10 Endoscopic CDCR
Ramez Shoukry

Podium A

Main Hall

THURSDAY | 10 OCT. 2024

Session 15 16:30 - 17:00
Dr. Riad Fikry Memorial Lecture Both Podiums

16:30 | Phacoemulsification in Co-morbid cornea
Ahmed El Massry

Session 16 17:00 - 18:30
Cataract Coach Live: See the Challenge with the Surgeon's Eye and Live the Critical Moment (Video Based Session) Both Podiums

Moderators: Fathy Fawzy, Uday Devgan

Panelists: Ahmed Shama, Ashraf Armia, Sri Ganesh, Yehia Salah

Speakers: Ahmed Shama, Ashraf Armia, Fathy Fawzy, Sri Ganesh, Uday Devgan, Yehia Salah

UNRAVELING SURPRISES WITH ATIOLS

THURSDAY 10TH OCTOBER AT 19:30

Moderator:



NADER FAWZY

Speakers:
(Sorted Alphabetically)



**AHMED
SHAMA**



**ALAA
EL ZAWAWI**



**BASSEM
FAYEZ**



**HATEM
AMMAR**



**RAMY
RIAD**

BAUSCH + LOMB

Aqualarm®
U.P. intensive

0.24% hyaluronic acid
(as sodium hyaluronate)



Tear Of Joy

Distributed By

iCARE
MEDICAL



Centurion®
Vision System With ACTIVE SENTRY® Handpiece



ADVANCED CONTROL CENTER, AT YOUR FINGERTIPS



The Centurion® Vision System with ACTIVE SENTRY® handpiece places advanced science at your fingertips, with an integrated fluidics pressure sensor, delivering improved safety, consistency and control.¹⁻⁸

Alcon

loteranol 0.5%

Loteprednol Etabonate 0.5%



Novel Retro-metabolic Corticosteroid Guarantees:

- High efficacy as prednisolone
- Safety profile as Fluorometholone
- For Post LASIK management & VKC cases

Loteranol Comp

Loteprednol Etabonate 0.5%
Tobramycin 0.3%



Innovative of Loteprednol Etabonate & Tobramycin:

- Relieves BKC symptoms as Dexamethasone/
Tobramycin but with minimal effect on IOP
- FDA approved for steroids responsive cases

loteranol Ointment 0.5%

Loteprednol Etabonate 0.5%



The first Loteprednol Ointment Approved for:

- Post operative inflammation and pain

loteranol 1%

Loteprednol Etabonate 1%



The first and only FDA approved twice-daily ocular steroid

- Rapid and sustained relief from inflammation and
pain following Ocular surgery.
- High safety profile with minimal effect on IOP in
comparison to others steroids.

Ocubesiflox

Besifloxacin 0.6%



- Advanced 4th Generation Fluoroquinolone.
- Has greater MIC₉₀ tear concentrations
over 12 hours for both susceptible
and resistant pathogens.



www.orchidiapharma.com



Vendofenac

Nepafenac 0.1 %



**Olohistine[®]
Forte**

Olopatadine 0.2 %



Dexatobrin[®]

Dexamethasone & Tobramycin



Optotrop[®]

Tropicamide 1%



Caftohist

Alcaftadine



Brimosalm

Brimonidine 0.15 %



EGYPTIAN INT. PHARMACEUTICAL INDUSTRIES CO.
10th of Ramadan City – Industrial Area B1 – Egypt
Tel.: +20 554 499199 (9 lines) Fax: +20 554 499306
Email: eipico.ophtalmics@eipico.net
Website: www.eipico.com.eg

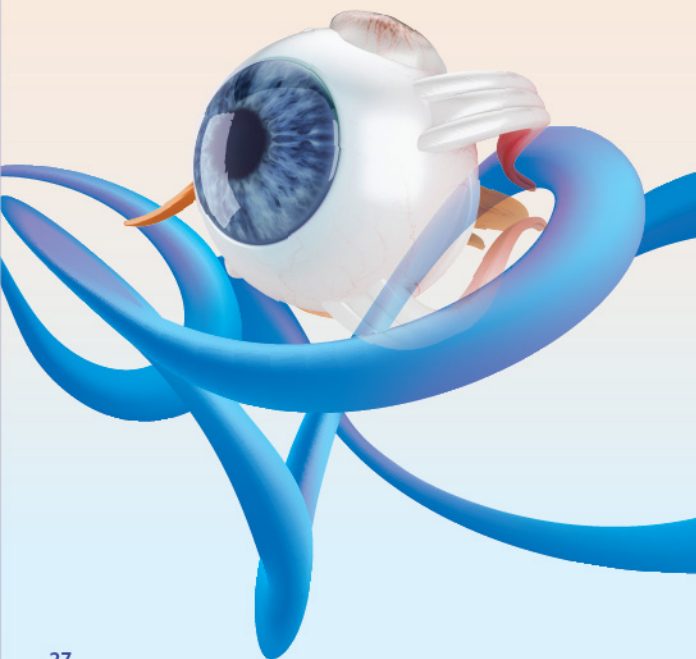


 **Eipico[®]**
Ophthalmics

At a Glance

Friday

11 OCTOBER 2024



Podium **A**
Main Hall

Podium **B**
Main Hall

09:30	Young Ophthalmologists by Young Ophthalmologist : YOYO Part 2 Career in Focus : Speciality Hunt	Ophthalmic Genetics: Bridging The Gap
10:30	IOL Exchange: When, How and Why? (Sponsored by Orchidia)	PHS Session
11:30	Cataract Surgery with Iris Abnormalities	Conquering the Challenging Glaucomas
12:30	Coffee Break	
13:30	Paradigm for Safe Refractive Surgery	AOS Session
14:30	Uveitis Challenging Cases	The Road to GAHAR Accreditation
15:30	Bausch + Lomb Surgical Lunch Symposium	Johnson & Johnson Surgical Lunch Symposium
16:00		Bayer Lunch Symposium
16:30	Keynote lecture: Challenging Cataract Cases - Uday Devgan	
17:00	Best of WEH Grand Rounds	

Podium A

Main Hall

Session 09:30 - 10:30
17 Young Ophthalmologists by Young Ophthalmologist:
YOYO Part 2 Career in Focus: Speciality Hunt

Moderator: Mohamed El Bahrawy

Cornea

Nader Fathy Fawzy

Squint and Pediatric Ophthalmology

Heba Fouad

Medical Retina and Uveitis

Dina Baddar

Glaucoma

Amr Samir

Surgical Retina

Mariam Al Feky

Oculoplasty

Ahmed Raslan



Podium B

Main Hall

Session 09:30 - 10:30
18 Ophthalmic Genetics: Bridging The Gap

Moderator: Caroline Tawfik

09:30

Genetics 101

Nagham El-Bagoury

09:40

Ophthalmic genetics: Our experience

Caroline Tawfik

09:50

Multimodal imaging in genetic eye diseases

Reem Mohsen

10:05

Genetic testing principles

Nagham El-Bagoury

10:15

Gene therapy: Brave new world

Caroline Tawfik

10:25

Discussion

Podium A

Main Hall

Session 10:30 - 11:30
19 IOL Exchange: When, How and Why?
 (Sponsored by Orchidia)

Moderator: Abdallah Hassouna



- 10:30 The standard exchange
Alaa El Zawawi
- 10:40 IOL exchange techniques
Uday Devgan
- 10:50 Never too late to mend
Abdallah Hassouna
- 11:00 Techniques of IOL explant
Sri Ganesh
- 11:10 IOL exchange and beyond
Hatem Ammar
- 11:20 Plucking...Cutting...Twisting
Bassem Fayez

Podium B

Main Hall

Session 10:30 - 11:30
20 PHS Session

Moderator: Mervat Kassem



- 10:30 PHS: Connecting pathways in healthcare
Mervat Kassem
- 10:50 Implementing ophthalmic pharmacy practice
Noha Alaa
- 11:10 Compounding meds for ophthalmologists
Ahmed Shama

Podium A

Main Hall

Session **21** 11:30 - 12:30
Cataract Surgery with Iris Abnormalities

Moderator: Ahmed Assaf

- 11:30 Traumatic cataract with traumatic mydriasis and irido-dialysis
Ahmed Assaf
- 11:40 Managing iris defects during cataract surgery
Sri Ganesh
- 11:50 Traumatic cataract with chronic mydriasis
Uday Devgan
- 12:00 Retroflexion/Anteflexion here's the key
Hazem Yassin
- 12:10 Double flanged prolene sutures for neglected traumatic iridodialysis
Bassem Fayez
- 12:20 Step by step to repair it all
Nader Fathy Fawzy



12:30 - 13:30
Coffee Break

Podium B

Main Hall

Session **22** 11:30 - 12:30
Conquering the Challenging Glaucomas

Moderator: Yasmine El Sayed

Panelists: Ahmed Hossam, Tarek Shaarawy

- 11:30 The failing glaucoma surgery
Omar Magdy
- 11:40 The nanophthalmic eye
Yomna Magdi
- 11:50 The advanced glaucoma with scarred conjunctiva
Tarek Shaarawy
- 12:00 The rubeotic eye
Hani Nasr
- 12:10 The silicone filled Eye
Ahmed Hossam
- 12:20 The child with glaucoma
Yasmine El Sayed



12:30 - 13:30
Coffee Break

Podium A

Main Hall

Session 13:30 - 14:30
23 Paradigm for Safe Refractive Surgery

Moderator: Ashraf Armia

- 13:30 Five misleading pitfalls in topography interpretation
Tarek El Naggar
- 13:38 Post PRK haze, how to minimize it
Mohamed El Kateb
- 13:46 Can we reroute a wrong path during refractive lenticular femtosecond laser corneal surgery
Amr Al-Amin
- 13:54 Five tips for dealing with keratoconus management
Ashraf Armia
- 14:02 Epithelial ingrowth, still we can manage
Abdallah Hassouna
- 14:10 Can we succeed in REDO for refractive lenticular femtosecond laser corneal surgery
Sri Ganesh
- 14:18 Discussion

Podium B

Main Hall

Session 13:30 - 14:30
24 AOS Session

Moderator: Mohamed El Kateb

- 13:30 Biometry 2024
Alaa El Zawawi
- 13:40 Update of medical therapy of glaucoma
Ahmed Hossam
- 13:50 My photo gallery
Ahmed Shama
- 14:00 Update in the management of allergic conjunctivitis
Alaa Ghaith
- 14:10 Optos UWF uses: Nnew perspectives
Ahmed Souka
- 14:20 XENIA .. The future alternative to DALK
Mohamed El Kateb

AOS

Alexandria
Ophthalmology
Summit

Podium A

Main Hall

Session 14:30 - 15:30
25 Uveitis Challenging Cases

Moderator: Terese Kamal
Panelists: Dina Baddar, Mohamed Abdelazim, Terese Kamal

- 14:30 Demystifying viral uveitis
Nancy Hazem
- 14:40 The deceiving disc oedema
Doaa Maamoun
- 14:50 Is it Harada?
Maha Youssef
- 15:00 A surgeon or a physician, part 2
Mohamed Nowara
- 15:10 HIV..A trigger?
Rana Hussein
- 15:20 Perplexing scenario!
Terese Kamal

Podium B

Main Hall

Session 14:30 - 15:30
26 The Road to GAHAR Accreditation

Moderator: Ashraf Fayeze
Panelists: Ahmed Taha, Ashraf Fayeze,
Aya Nassar, Karima Hassan, Mona Abdallah



Podium A

Main Hall

Session 27 15:30 - 16:30
Bausch + Lomb Surgical Lunch Symposium

15:30 See better with Bausch+Lomb innovation near live surgery

Moderator and surgeon:

Ramy Riad

Panelists and surgeons:

Abdallah Hassouna

Fathy Fawzy

Fathi Nouira

Nabil Ragaie

16:15 FLACS with premium EDOF (Luxsmart IOL)
 Nabil Ragaie

BAUSCH+LOMB

ICARE
 MEDICAL

Session 30 16:30 - 17:00
Keynote Lecture

Both Podiums

16:30 Challenging cataract cases
 Uday Devgan

Podium B

Main Hall

Session 28 15:30 - 16:00
Johnson & Johnson Surgical Lunch Symposium

15:30 Your surgical day just got easier
 Yehia Salah

Johnson & Johnson
 MedTech

Ultra
 Vision

Session 29 16:00 - 16:30
Bayer Lunch Symposium

Panelists: Mohamed Moughazy, Sherif Embabi

B
 A
 B
 A
 Y
 E
 R

16:00 Benefits beyond vision: 10 years of
 developing outcomes that matters
 Rania Estawro

Session 17:00 - 18:30
31 Best of WEH Grand Rounds Both Podiums

Moderators: Fathy Fawzy, Terese Kamal
Judges: Ahmed Osman, Nabil Ragaie, Sri Ganesh, Stela Vujosevic

- 17:00 A super simple idea changed the whole map
Omnia Talaat
- 17:08 A white cataract surprise
Dalia Medhat
- 17:16 Catch me if you can
Reem Mohsen
- 17:24 Illusions of reality
Youstiena Raafat
- 17:32 No need to rush
George Mohsen
- 17:40 Conjunctival limbal autograft with an amniotic membrane overlay
Omnia Talaat
- 17:48 YAG PC, a blessing and occasionally a curse
Samar Sherif
- 17:56 Is this an anterior or a posterior segment surgical challenge?
Dalia Medhat
- 18:04 She is coming for screening
Reem Mohsen
- 18:12 The white devil
Youstiena Raafat
- 18:20 Score and Winners

Best of
WEH مستشفى العين
WATANY EYE HOSPITALS
Grand Rounds



abbvie

OzurdexTM
(dexamethasone intravitreal
implant) 0.7 mg





EYLEA[®]

(aflibercept solution for injection)

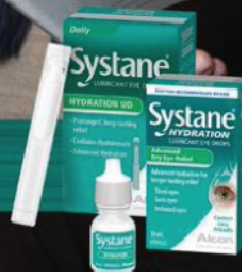
Help your Dry Eye patients
feel unstoppable every day with
**LONG-LASTING
DRY EYE RELIEF**³⁻¹

- PRESERVATIVE FREE MINIMS
- BAK-FREE BOTTLE
- SUPERIOR OCULAR RE-EPITHELIALIZATION⁴
- 2X GREATER MOISTURE RETENTION^{1*}

ANNA 50,
PROJECT MANAGER
AND MOTHER OF TWO

Recommend **Systane**[®] HYDRATION
PRESERVATIVE FREE Lubricant Eye Drops

2 DROPS, 1 UNSTOPPABLE YOU



*vs. HA alone

References: 1. Rangarajan R, Kraybill B, Ogundele A, Ketelson H. Effects of a hyaluronic acid/hydroxypropyl guar artificial tear solution on protection, recovery, and lubricity in models of corneal epithelium. *J Ocul Pharmacol Ther*. 497-499(8):3:2015. 2. Davitt WF, Bloomerstein M, Christensen M, Martin AE. Efficacy in patients with dry eye after treatment with a new lubricant eye drop formulation. *J Ocul Pharmacol Ther*. 353-347(4):26:2010. 3. Rolando M, Autari S, Badino F, Barabino S. Protecting the ocular surface and improving the quality of life of dry eye patients: a study of the efficacy of an HP-guar containing ocular lubricant in a population of dry eye patients. *J Ocul Pharmacol Ther*. 278-278(3):25:2009. 4. Ogundele A, Kao W, Carlson E. Impact of Hyaluronic Acid Containing Artificial Tear Products on Re-epithelialization in an In Vivo Corneal Wound Model. Poster presented at: 8th International Conference on the Tear Film & Ocular Surface, September 2016, 10-7, Montpellier, France.



The 1st & Only In
Egypt & Middle East

Ophthalmic suspension

PIXIVANCE™

Besifloxacin 6mg / ml



EVA PHARMA



WATANY RESEARCH & DEVELOPMENT CENTER (WRDC)

15th WATANY OPHTHALMOLOGY SUMMIT

WOS 2025

See You
NEXT YEAR





WOS 2024



Organizing office in charge

RM EVENTS

Mobile: +201275580777 +201223925628

E-mail: conferences@rmsolutions.net

Web: www.rm-events.org